

NOTES

AUDITORIUM
 Size 13.6m (44'6") x 9.2m (30')
 Front half each row stepped 1 in 5.5
 Back half each row stepped 1 in 3.3

GRID
 Height 1.2m (39'4") to underside
 Maximum flying height 1.14m (37'5")
 Hemps A-D flying height 7.75m (25'5")

STAGE SIZE
 Proscenium Arch Height 3.8m (12'5")
 Proscenium Arch Width 6.67m (21'10")
 Maximum Stage Depth 1.11m (36'5")

FORESTAGE
 Two 2', four 4' (interchangeable) and 2 curved sections, can be lowered by 0.57m (1'10") max. Steps available with 0.17m (6.75") risers.

GET IN DOORS AND TRAPS
 Get-in doors 1.14m x 2.19m (3'8" x 7'2") or 0.76m x 2.04m (2'6" x 6'8"). Staircase should be checked if large pieces of scenery are to be used
 Traps to scene dock below stage, aperture 3.55m x 1.03m (11'7" x 3'4")

ORCHESTRA PIT
 Depth 1.6m (5'3") below stage
 Depth 0.8m (2'9") below auditorium
 Useful width 1.55m (5'1")



PARK STREET - CAMBRIDGE CB5 8AS - TELEPHONE (01223) 359547 - WEBSITE <http://www.adctheatre.com>

STAGE PLAN		SCALE 1:25 (A1) 1:50 (A3)	
PRODUCTION	DATES		
	COMPANY		
DIRECTOR	DESIGNER		
LIGHTING DESIGNER	DRAWN	DATE	

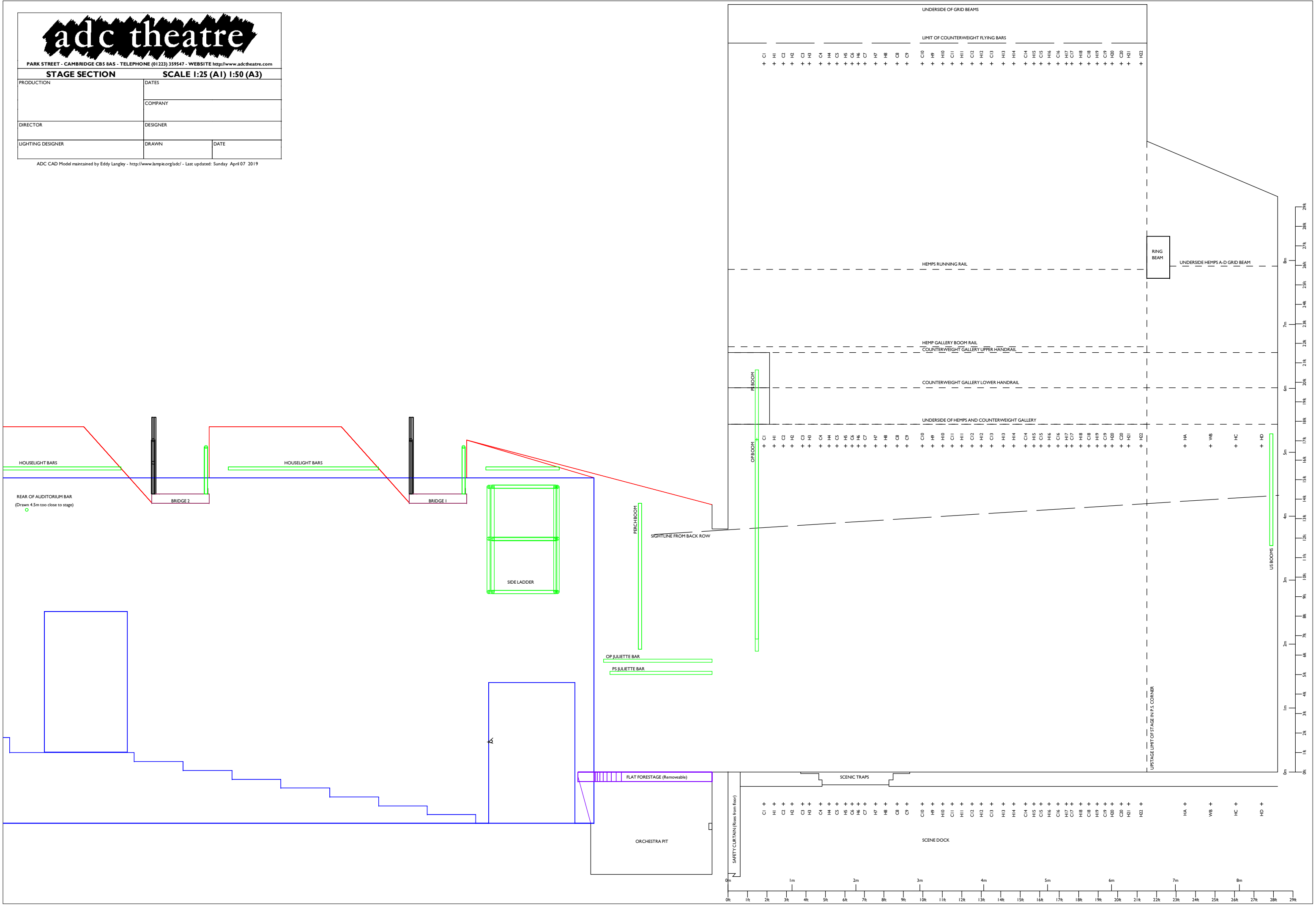
ADC CAD Model maintained by Eddy Langley - <http://www.lampie.org/adcl/> - Last updated: Sunday April 07 2019



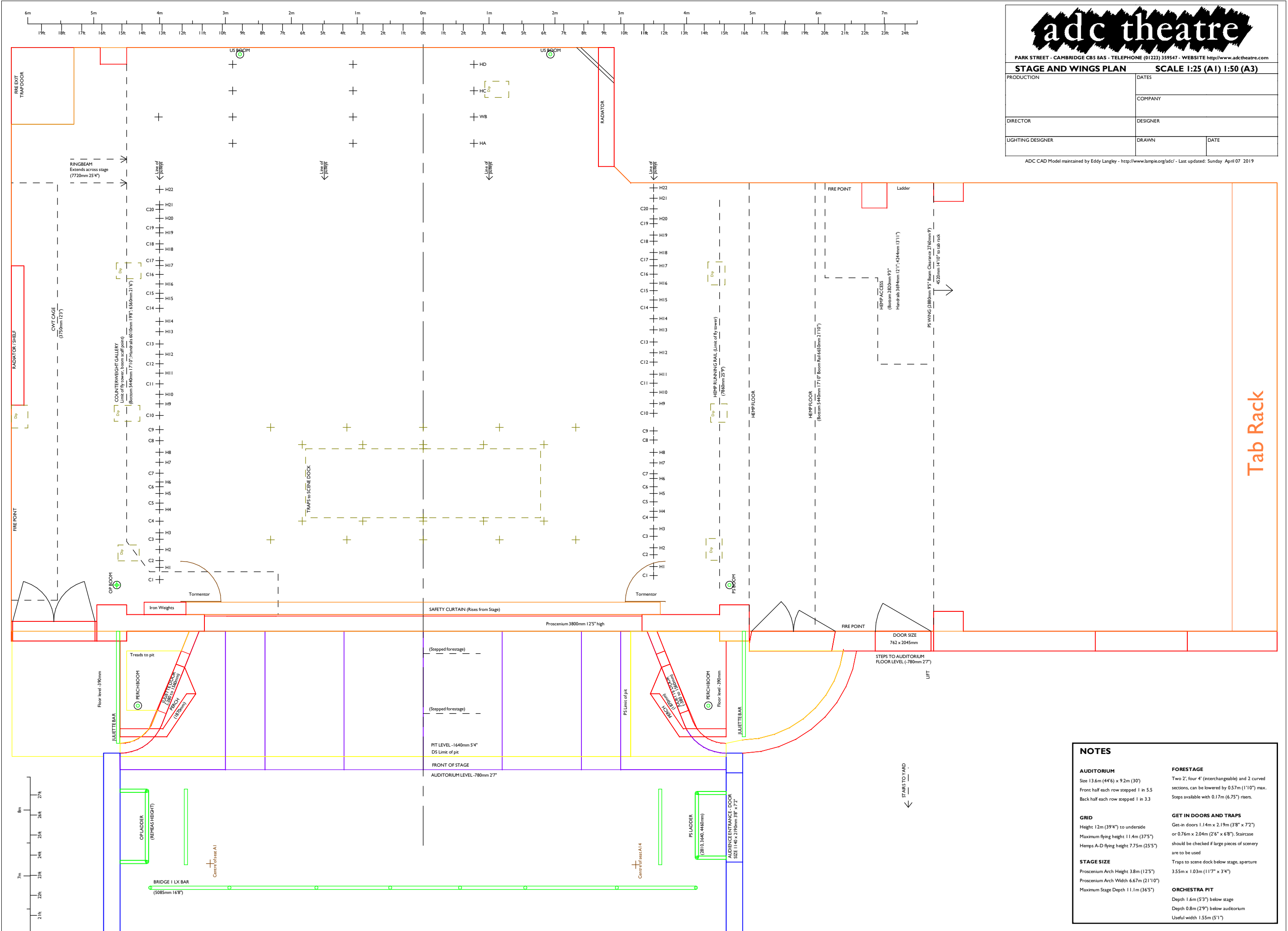
PARK STREET - CAMBRIDGE CB5 8AS - TELEPHONE (01223) 359547 - WEBSITE <http://www.adctheatre.com>

STAGE SECTION		SCALE 1:25 (A1) 1:50 (A3)	
PRODUCTION	DATES		
	COMPANY		
DIRECTOR	DESIGNER		
LIGHTING DESIGNER	DRAWN	DATE	

ADC CAD Model maintained by Eddy Langley - <http://www.lampie.org/adc/> - Last updated: Sunday April 07 2019



PRODUCTION	DATES	
	COMPANY	
DIRECTOR	DESIGNER	
LIGHTING DESIGNER	DRAWN	DATE



Tab Rack

NOTES	
<p>AUDITORIUM Size 13.6m (44'6") x 9.2m (30') Front half each row stepped 1 in 5.5 Back half each row stepped 1 in 3.3</p>	<p>FORESTAGE Two 2', four 4" (interchangeable) and 2 curved sections, can be lowered by 0.57m (1'10") max. Steps available with 0.17m (6.75") risers.</p>
<p>GRID Height 1.2m (3'9") to underside Maximum flying height 1.14m (3'7") Hemps A-D flying height 7.75m (25'5")</p>	<p>GET IN DOORS AND TRAPS Get-in doors 1.14m x 2.19m (3'8" x 7'2") or 0.76m x 2.04m (2'6" x 6'8"). Staircase should be checked if large pieces of scenery are to be used Traps to scene dock below stage, aperture 3.55m x 1.03m (11'7" x 3'4")</p>
<p>STAGE SIZE Proscenium Arch Height 3.8m (12'5") Proscenium Arch Width 6.67m (21'10") Maximum Stage Depth 11.1m (36'5")</p>	<p>ORCHESTRA PIT Depth 1.6m (5'3") below stage Depth 0.8m (2'9") below auditorium Useful width 1.55m (5'1")</p>

adc theatre

PARK STREET - CAMBRIDGE CB2 8AS - TELEPHONE (01223) 359547 - WEBSITE <http://www.adctheatre.com>

FRONT ELEVATION SCALE 1:25 (A1) 1:50 (A3)

PRODUCTION	DATES	
	COMPANY	
DIRECTOR	DESIGNER	
LIGHTING DESIGNER	DRAWN	DATE

ADC CAD Model maintained by Eddy Langley - <http://www.wampie.org/adcl/> - Last updated: Sunday April 07 2019

NOTES

AUDITORIUM
 Size 13.6m (44'6") x 9.2m (30')
 Front half each row stepped 1 in 5.5
 Back half each row stepped 1 in 3.3

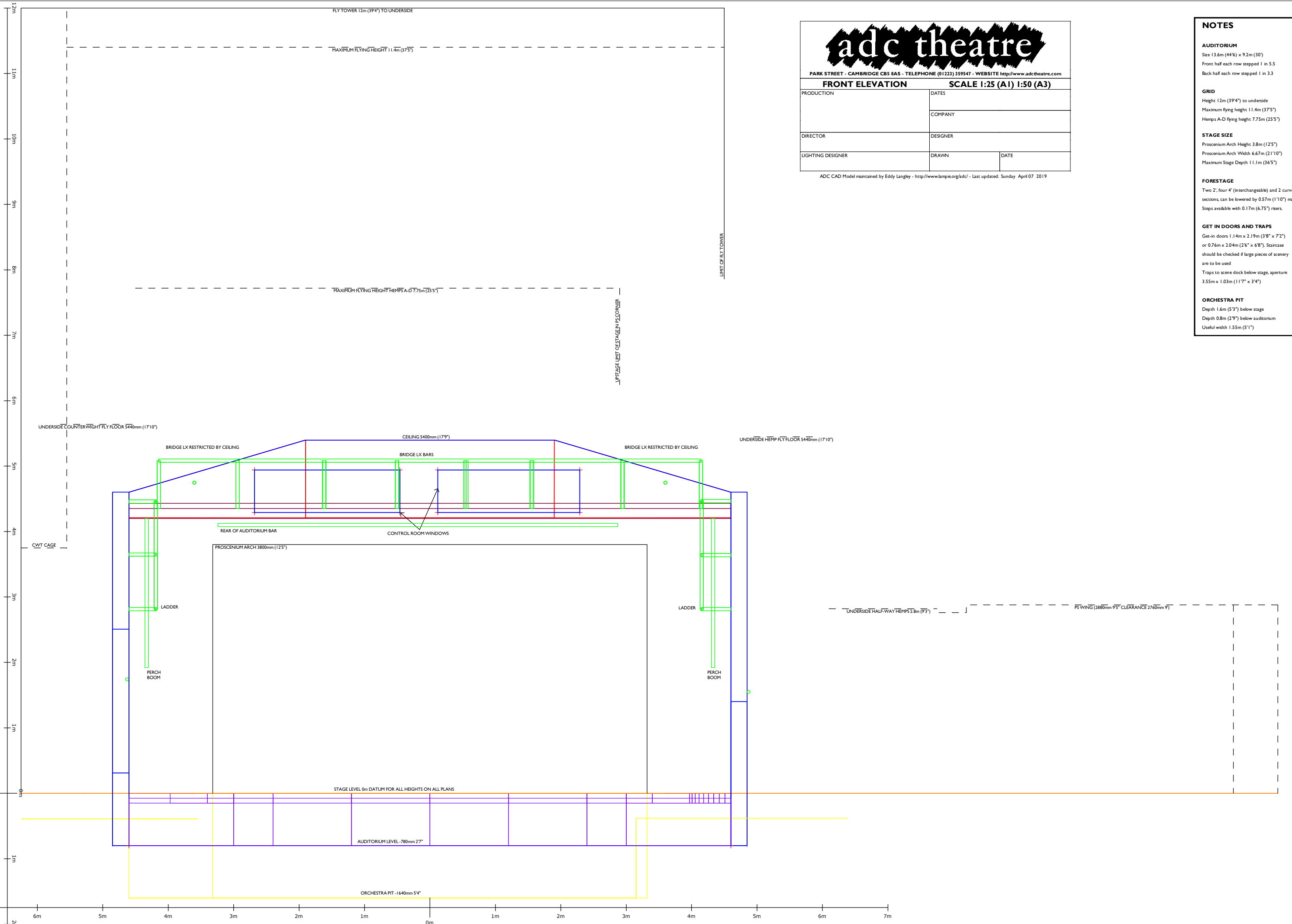
GRID
 Height 12m (39'4") to underside
 Maximum flying height 11.4m (37'5")
 Hemps A-D flying height 7.75m (25'5")

STAGE SIZE
 Proscenium Arch Height 3.8m (12'5")
 Proscenium Arch Width 6.67m (21'10")
 Maximum Stage Depth 11.1m (36'5")

FORESTAGE
 Two 2', four 4" (interchangeable) and 2 curved sections, can be lowered by 0.57m (1'10") max.
 Steps available with 0.17m (6.75") risers.

GET IN DOORS AND TRAPS
 Get-in doors 1.14m x 2.19m (3'8" x 7'2") or 0.76m x 2.04m (2'6" x 6'8"). Staircase should be checked if large pieces of scenery are to be used
 Traps to scene dock below stage, aperture 3.55m x 1.03m (11'7" x 3'4")

ORCHESTRA PIT
 Depth 1.6m (5'3") below stage
 Depth 0.8m (2'9") below auditorium
 Useful width 1.55m (5'1")



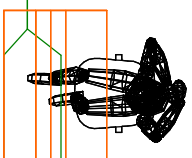
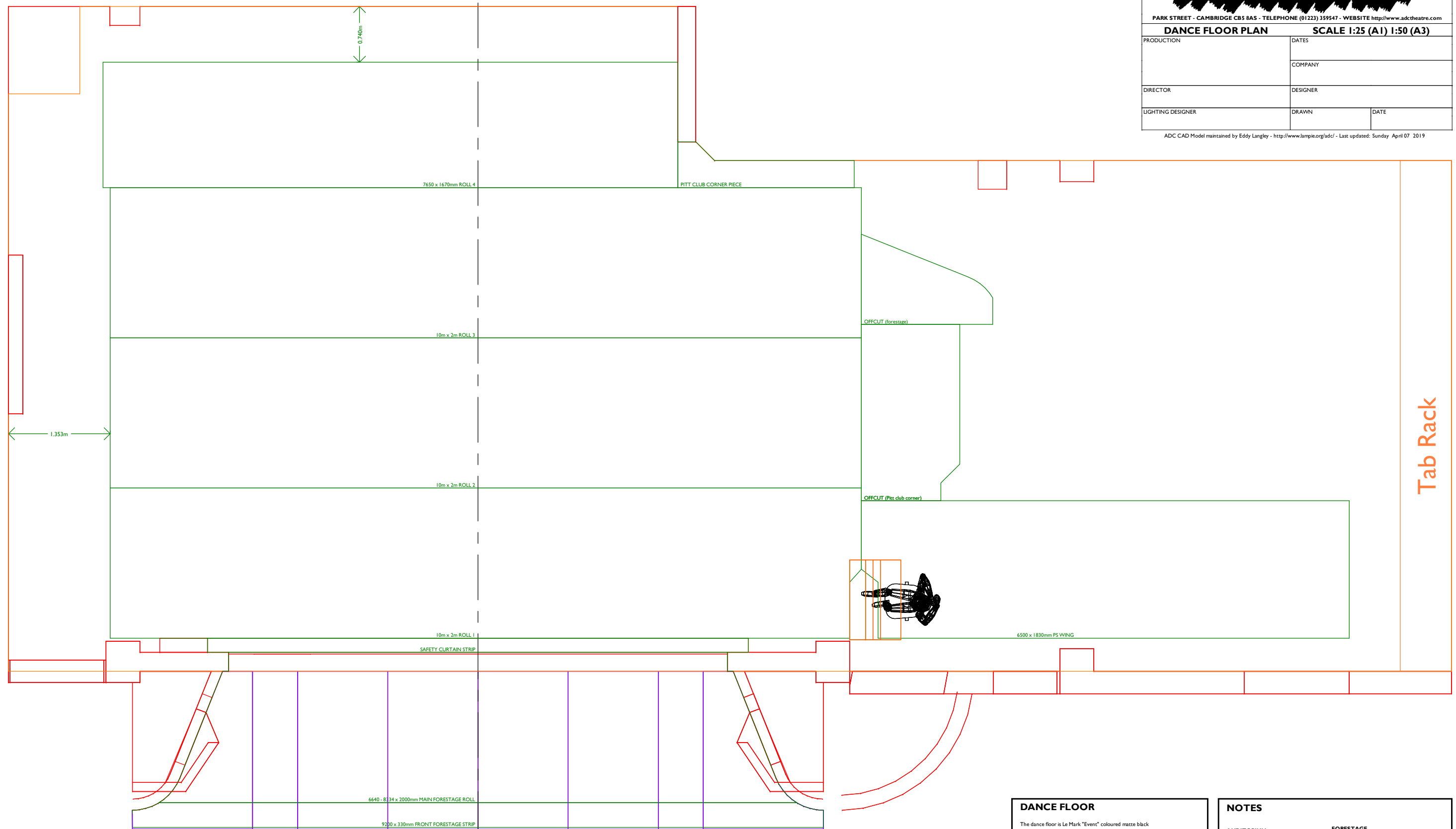


PARK STREET - CAMBRIDGE CB5 8AS - TELEPHONE (01223) 359547 - WEBSITE <http://www.adctheatre.com>

DANCE FLOOR PLAN SCALE 1:25 (A1) 1:50 (A3)

PRODUCTION	DATES	
	COMPANY	
DIRECTOR	DESIGNER	
LIGHTING DESIGNER	DRAWN	DATE

ADC CAD Model maintained by Eddy Langley - <http://www.lampie.org/adc/> - Last updated: Sunday April 07 2019



DANCE FLOOR

The dance floor is Le Mark "Event" coloured matte black

Dance floor is stored on tubes underneath the tab rack; the rolls are numbered and the ends marked PS / OP. The offcut that matches the PS end of the forestage is permanently attached to the tube to make rolling this piece easier.

The downstage edge of roll 1 aligns with the upstage edge of the safety curtain. This edge is notched where it meets the unistrut that supports the tormentors; this can be used for left-right alignment.

NOTES

AUDITORIUM
 Size 13.6m (44'6") x 9.2m (30')
 Front half each row stepped 1 in 5.5
 Back half each row stepped 1 in 3.3

GRID
 Height 1.2m (3'9") to underside
 Maximum flying height 1.14m (3'7")
 Hems A-D flying height 7.75m (25'5")

STAGE SIZE
 Proscenium Arch Height 3.8m (12'5")
 Proscenium Arch Width 6.67m (21'10")
 Maximum Stage Depth 1.1m (3'6")

FORESTAGE
 Two 2', four 4' (interchangeable) and 2 curved sections, can be lowered by 0.57m (1'10") max.
 Steps available with 0.17m (6.75") risers.

GET IN DOORS AND TRAPS
 Get-in doors 1.14m x 2.19m (3'8" x 7'2")
 or 0.76m x 2.04m (2'6" x 6'8"). Staircase should be checked if large pieces of scenery are to be used
 Traps to scene dock below stage, aperture 3.55m x 1.03m (11'7" x 3'4")

ORCHESTRA PIT
 Depth 1.6m (5'3") below stage
 Depth 0.8m (2'9") below auditorium
 Useful width 1.55m (5'1")